

EDMONDS SCHOOL DISTRICT
EMERGENCY PREPAREDNESS
LAYNE ERDMAN (EXT 7032)



ALICE DRILL


- ▶ Going to spend some time talking about a new drill
- ▶ We will practice this drill
- ▶ Drill is to prepare us in case unsafe person gets into our school

The logo for the ALICE drill, featuring the word "ALICE" in white, bold, sans-serif capital letters. Each letter is contained within a red, shield-like hexagonal shape with a slight 3D effect and a shadow. The background is split into a dark blue-grey on the left and a red on the right.

ALICE

USING A.L.I.C.E.

- ▶ We will still do all our other drills;
 - ▶ fire,
 - ▶ earthquake,
 - ▶ evacuation,
 - ▶ lockdowns.



A L I C E

How do we do it?



ALERT

- ▶ In regards to a lock
- ▶ In a fire, how do we building?
 - ▶ Normally we hear
- ▶ What about an earthquake?
 - ▶ We hear an announcement an alert.
- ▶ So what if you are at the mall or a movie theater and someone sees fire or smoke, what do they usually yell?

FIRE!!!!



we need to evacuate the

"Take, take cover!" That is also

Alerts tell us about an unsafe person in our school



ALERT

- ▶ Use “bad guy”, “stranger” or “unsafe person” to alert others of trouble
- ▶ If you hear an alert while in class, you need to:
 - ▶ STOP what you are doing, put everything down
 - ▶ LOOK at me
 - ▶ LISTEN to what I tell you to do then do it very quickly



How do we do it?



LOCKDOWN

- ▶ Who remembers what we do during a lockdown?



We lock the doors



We close the blinds



We stay really
quiet

How do we do it?



LOCKDOWN

- ▶ In this drill we might do different things.
 - ▶ I might barricade our door
- ▶ In our class, what are some big objects I could use to block our door?



How do we do it?



LOCKDOWN

- ▶ I may ask you to spread around the room
 - ▶ Get down close to the ground,
 - ▶ Stay below the windows and
 - ▶ Be quiet
- ▶ Be ready to move if I tell you to



How do we do it?



- ▶ Who can tell me other times we practice evacuating classrooms?



We might evacuate in this new drill too.



EVACUATE

- ▶ Remember:
 - ▶ We stay together as a class
 - ▶ We move quickly and stay quiet



We might evacuate in this drill too.




EVACUATE

- ▶ Ways I might have you leave our class:

- ▶ We might do it just like a fire drill

- ▶ I might have you run with me

- ▶ I might even tell you to make lots of noise, so it's important you always pay attention.



How do we do it?



EVACUATE

- ▶ Who can tell me where we go when we evacuate?
- ▶ In this drill I might have you go to a different place
 - ▶ That is why it is important that you stop, look and listen



Review

- ▶ Who can remember when we will use this new drill?
 - ▶ When there is an unsafe person in our school



Review

- ▶ When we hear the alert telling us there is an unsafe person, what are you supposed to do?
- ▶ Stop, look and listen



Review

- ▶ You might do different things like:
 - ▶ Hide around the room
 - ▶ Help me move your desk
 - ▶ Evacuate to a new place

Review

- ▶ Always remember these things:
 - ▶ STOP
 - ▶ LOOK
 - ▶ LISTEN



STOP



LOOK



LISTEN

©iStockphoto.com/Attila Kis

- ▶ Are there any questions at this time?