






Beverly Elementary 1 Mile Radius Suggested Routes

8/03/09

-  Crossing guard locations
-  Bus stops outside 1 mile radius
-  Suggested routes within 1 mile radius
-  Beverly Elementary border
-  Mile radius border

