






2008-09 SCHOOL CLOSURE Information

For EMPLOYEES of Edmonds School District No. 15

	<p><i>Yikes! Now what?</i></p> <p>As we enter the winter season, questions come up about procedures for school closure days resulting from snow, power outages, etc.</p>																																																		
	<p>Announcement will be made on most radio and television stations in the greater Seattle area, including:</p> <table border="0"> <tr> <td>AM:</td> <td></td> <td>FM:</td> <td></td> <td>TV:</td> </tr> <tr> <td>KCIS 630</td> <td>KPUG 1170</td> <td>KPLU 88.5</td> <td>KGRG 89.9</td> <td>KOMO 4,</td> </tr> <tr> <td>KAPS 660</td> <td>KLAY 1180</td> <td>KSER 90.7</td> <td>KGTK 92.0</td> <td>KING/KONG 5/6</td> </tr> <tr> <td>KIRO 710</td> <td>KGY 1240</td> <td>KLSY 92.5</td> <td>KISW 92.9</td> <td>KIRO 7</td> </tr> <tr> <td>KGMI 790</td> <td>KENU 1330</td> <td>KUBE 93.3</td> <td>KUOW 94.9</td> <td>KCPQ 13</td> </tr> <tr> <td>KIXI 880</td> <td>KLKI 1340</td> <td>KMPS 94.1</td> <td>KXXO 96.1</td> <td>PSETV Ch. 26</td> </tr> <tr> <td>KOMO 1000</td> <td>KRKO 1380</td> <td>KBSG 97.3</td> <td>KGY 96.9</td> <td></td> </tr> <tr> <td>KYCW 1090</td> <td>KBRC1430</td> <td>KQBE 103.1</td> <td>KAFE 104.3</td> <td></td> </tr> <tr> <td>KWDB 1110</td> <td>KCMS 105.3</td> <td>KMTT 103.7</td> <td></td> <td></td> </tr> <tr> <td></td> <td></td> <td>KRWM 106.9</td> <td></td> <td></td> </tr> </table> <p style="text-align: right;">Internet: http://www.edmonds.wednet.edu</p>	AM:		FM:		TV:	KCIS 630	KPUG 1170	KPLU 88.5	KGRG 89.9	KOMO 4,	KAPS 660	KLAY 1180	KSER 90.7	KGTK 92.0	KING/KONG 5/6	KIRO 710	KGY 1240	KLSY 92.5	KISW 92.9	KIRO 7	KGMI 790	KENU 1330	KUBE 93.3	KUOW 94.9	KCPQ 13	KIXI 880	KLKI 1340	KMPS 94.1	KXXO 96.1	PSETV Ch. 26	KOMO 1000	KRKO 1380	KBSG 97.3	KGY 96.9		KYCW 1090	KBRC1430	KQBE 103.1	KAFE 104.3		KWDB 1110	KCMS 105.3	KMTT 103.7					KRWM 106.9		
AM:		FM:		TV:																																															
KCIS 630	KPUG 1170	KPLU 88.5	KGRG 89.9	KOMO 4,																																															
KAPS 660	KLAY 1180	KSER 90.7	KGTK 92.0	KING/KONG 5/6																																															
KIRO 710	KGY 1240	KLSY 92.5	KISW 92.9	KIRO 7																																															
KGMI 790	KENU 1330	KUBE 93.3	KUOW 94.9	KCPQ 13																																															
KIXI 880	KLKI 1340	KMPS 94.1	KXXO 96.1	PSETV Ch. 26																																															
KOMO 1000	KRKO 1380	KBSG 97.3	KGY 96.9																																																
KYCW 1090	KBRC1430	KQBE 103.1	KAFE 104.3																																																
KWDB 1110	KCMS 105.3	KMTT 103.7																																																	
		KRWM 106.9																																																	
	<p><i>Who needs to show?</i></p> <ul style="list-style-type: none"> • Employees who work at the ESC (exclusive of teachers and other nonsupervisory certificated personnel) • Principals and Assistant Principals • Building Office Managers • Maintenance and Grounds Personnel • Warehouse Personnel • Custodians • Transportation Office Personnel • Transportation Shop Personnel <p style="text-align: center;"><i>An immediate supervisor may alter this listing by prior notification to the employee. Personnel who are not required or requested to report for duty will have the canceled workday rescheduled by the immediate supervisor. (See Board Policy and Procedure 4010 & 4010-R₁)</i></p>																																																		
	<p>If an announcement of school closure is transmitted to radio stations for broadcast one hour or more before your scheduled reporting time, no payment will be made to you if you arrive at the work site. Please listen to these radio stations for the latest information so you will know whether the school is open. Please be aware that <u>IF NO MESSAGE IS BROADCAST, SCHOOLS ARE ON REGULAR SCHEDULE.</u></p>																																																		
	<p>If an emergency schedule is implemented which involves the late start of school, <u>all employees should be at work at the regularly scheduled time.</u> We do recognize that circumstances can cause employees to arrive late, and will schedule make-up time as needed.</p> <p>CLASSES BEGIN TWO HOURS LATE: <i>If</i> students arrive at school at the regular time, childcare programs will be open at normal hours. Students will be dismissed at regular time unless otherwise announced. (If your school is scheduled for an early release date, school is canceled.)</p> <p>WHEN SOME SCHOOLS ARE CLOSED AND SOME AREN'T: On occasions when there are individual school or site closures, e.g. power outages, no heat, no water, etc., all employees of that school or work site need to report to work and wait for directions from the building administrator. The building administrator is the authorized person to make adjustments to where employees report to work during the school or site closure. Employees who normally would report to work at the site of the closure, whether or not it is their pay location, would take direction for that day directly from the building's administrator of the closed facility. If a phone tree is initiated during the closure, it will be initiated by the building administrator or his/her designee. The building administrator will consult with his/her supervisor and/or the superintendent prior to any decision to change/adjust the normal operating schedule of the site.</p>																																																		