

Welcome to Lynnwood High School

→ 2007-09 PERFORMANCE REPORT



About Our School

Reading is foundational for all student learning, and we strive to integrate reading into every aspect of each student's daily learning. Students have time for self-directed silent reading, and we have developed reading courses that address each student's needs.

We work with students to determine their mathematics abilities and set yearly goals. Our focus is on improving student learning in mathematical thinking, especially in measurement and problem solving/logical reasoning, and this year, we are using the new district-adopted math curriculum materials. We strongly encourage all students to take a challenging academic schedule, and we provide a variety of unique learning opportunities. Students choose from an expanded menu of Advanced Placement (AP) courses. A before- and after-school tutorial time is available for students who could use additional support.

We strongly encourage all students to take a challenging academic schedule, and we provide a variety of unique learning opportunities.

Fostering an atmosphere of respect and cooperation in our diverse student population is important to us. The implementation of the LINK crew and "Study Club" programs help create a sense of school pride that is recognized in our community and region. There is a sense of family at Lynnwood High that doesn't usually exist in high schools today. Partnerships with our PTSA, Booster Club, the local business community, and increased communication with parents help our students achieve at higher levels and feel more connected to our school.

Our Door is Open...

We are pleased to provide you with our annual School Performance and Report Card. The information provides you with a brief glance at Lynnwood and what we have to offer you and your child.

We welcome you to become involved in our school by becoming a volunteer. We have individual students who would benefit from one-to-one tutoring in basic skills. Please contact the office if you are interested.

Lynnwood High School

Dave Golden, Principal
Debbie Custer, Assistant Principal
Carmela Morelli, Assistant Principal

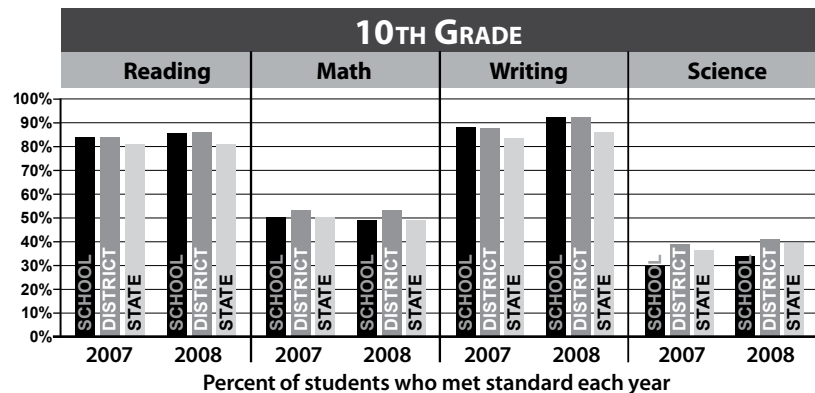
3001 184th Street SW
Lynnwood, WA 98037
(425) 431-7520

<http://www.edmonds.wednet.edu/lhs/>

Washington Assessment of Student Learning (WASL)

2007-08 WASL Results

Our students in the 10th grade completed the Washington Assessment of Student Learning (WASL) in all subjects or a combination of subjects covering reading, math, writing, and science. Passing the high school WASL is a graduation requirement. For more information, check with our school's counseling office or visit www.edmonds.wednet.edu/wasl. WASL results for our school, our district, and Washington state are displayed here. If you have questions or would like more information about these results, please contact our principal or visit the state Office of the Superintendent of Public Instruction's website at www.k12.wa.us.



Annual Graduation Rates

The extended graduation rates include students who took four or more years to graduate, while the on-time rate only includes students who graduated in four years. We celebrate all of our students who have completed the necessary requirements needed to earn their diploma.

2005-06	2005-06	2006-07	2006-07
On-time Grad Rate	Extended Grad Rate	On-time GradRate	Extended Grad Rate
66.6%	71.4%	76.0%	83.9%

Annual Dropout Rates

The annual dropout rates are calculated based on the number of students who drop out of high school each year between grades 9 and 12. Our recent data shows we have many interventions in place to prevent students from dropping out.

2005-06 Dropout Rate	2006-07 Dropout Rate
5.6%	4.5%

Continued Learning: Staff Professional Development & Our School Year Calendar

Our teachers are learners too. In order to provide all students the best education possible, teachers work throughout the year to strengthen their own skills and abilities. A key way this is accomplished is through Professional Development Days, which are days when students do not attend school. Determining how this time without students is used and when these days are scheduled is important and thoughtfully reviewed and discussed throughout each school year by our district's parent committee, called Citizen Planning Committee (CPC), as well as staff.

These days are woven into the school year to provide teachers with the opportunity to immediately apply what they are learning to their instruction time with students. We encourage you to ask us about how we use this time in our building and work to share that information through our school newsletters. Over the next several years, we will be sharing information on our work to see if existing time can be used even more effectively in supporting each student's learning needs. We look forward to sharing more information about this during the year.

Fulfilling our Promise to our Citizens

The voter-approved 2004 Technology/Capital Levy and 2006 Capital Construction Bond have brought much-needed improvements and upgrades to the Edmonds School District and our school.

At Lynnwood High, the four-year 2004 Technology/Capital Levy dollars will:

- Design new school facility
- Technology: Install a projector, document presenter, and instructional laptop in each classroom
- Technology: Install mobile lab equipment
- Technology: Install additional computers in classrooms
- Resurface and paint track (partially funded by the City of Lynnwood)
- Upgrade science lab safety

The 2006 Capital Construction Bond dollars will:

- Build new school facility
- Install emergency storage structure

Voters approved a renewal of the Technology/Capital Levy in 2008, and that funding will continue to build upon projects first funded by the 2004 levy. For more information, please visit the district website at www.edmonds.wednet.edu.

Our School Celebrations

- We are proud to announce that three of our sports teams, the Girls Basketball, Boys Basketball and Wrestling teams, won the Washington Interscholastic Activities Association awards for maintaining grade point averages of 3.0 and above in 2007-08.



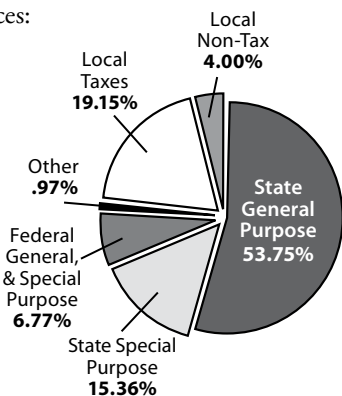
- Five of our students were hailed as heroes by Snohomish County Sheriff John Lovick, the Edmonds School District Board of Directors, and featured in the Herald and Enterprise newspapers after saving fellow student Gatlena Lat from his vehicle after it hit a patch of ice and flipped into a pool of water. The honored students were Jessica Anthony, Derek Bride, Justin Glanville, Alex Nguyen, and Tyler Elliott. They received a Certificate of Merit from the sheriff and a School Board Recognition Award.
- Our school received a \$1,000 Public Education Foundation (PEF) Grant for the English Language Learner (ELL) Parent Education Program, to teach ELL parents English.
- We also received a \$1,500 PEF Grant for our FIRST Robotics Competition 2008-09 season, which will challenge students to solve a common problem in a six-week timeframe using a standard "kit of parts" and a common set of rules.
- Teacher Renee Malowney received a \$500 PEF grant to purchase video camcorders to be used in adapting Shakespeare's Julius Caesar.

How our Schools are Funded

Revenue Sources

Schools receive funding from several revenue sources. This chart represents the division of that revenue into six sources:

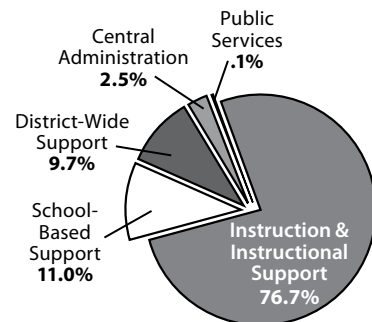
local taxes; local non-tax; state general purpose; state special purpose; federal general and special purpose; and other, including funds from other school districts, agencies and sources.



Expenditures

Most of the dollars in the school district budget are allocated according to specific formulas. For example, the number of students in a given school generates a specific number of teachers. With the actual expenditures of \$173.7 million and 20,146 full-time students, Edmonds School District expended \$8,622 per student in 2006-07. This chart represents the division of that expenditure into five categories:

central administration; instruction and instructional support, including teachers, specialists, and principals; school-based support, including custodians, maintenance, food service and utilities; district-wide support, including curriculum development, transportation, and data processing; and public services.



LYNNWOOD HIGH SCHOOL

School Enrollment - 1,453

Languages - 38

Amharic, Arabic, Bulgarian, Cambodian, Chamorro, Chinese-Cantonese, Chinese-Mandarin, Chinese-Unspecified, Creole, Czech, English, Farsi, French, Hindi, Hmong, Indonesian, Iranian, Korean, Kurdish, Malayalam, Mandingo, Mongolian, Persian, Polish, Punjabi, Rumanian, Russian, Serbo-Croatian, Somali, Spanish, Swahili, Tagalog, Thai, Ukrainian, Urdu, Uzbek, Vietnamese, Wolof

Ethnicity Percentages

American Indian/Alaskan Native::	2%
Asian:	24%
Black/African American:	8%
Hispanic or Latino:	11%
Caucasian or White:	54%
Native Hawaiian/Pacific Islander:	0%
Multiracial:	1%

Attendance

2006-07	2007-08
90%	91%

Students who come to school every day have a better chance to learn. These figures represent the average daily attendance rate for the school year.

Our School Building

Opened: 1970

Square footage: 176,428

Remodeled: 1977 (Greenhouse added)

Community groups that use the school: Alderwood Boys & Girls Club, Alderwood Hoops, Lynnwood Wrestling Club, Brookview Community Church, Relay for Life/American Cancer Society, and Snohomish County Mothers of Multiples.

School Mission

At Lynnwood High School our mission is to create an environment that encourages staff and students to learn and develop academically, emotionally, physically, and socially. We strive to instill pride in self and school, and to produce independent learners capable of critical thinking and participating in a global community.

Why a School Performance Report?

In 1993, Washington state adopted education reform legislation. As part of that effort, each school in the state annually provides its parents and the community with a yearly update of its progress in key areas. In 2001, the federal No Child Left Behind Act was adopted. As part of that effort, schools are providing detailed information about student progress on state assessments, teacher quality, and other key demographic data.



How Can I Learn More?

We strongly encourage you to visit our school to see for yourself what we are doing to help all students be successful. Further information is also available from the Edmonds School District web site (www.edmonds.wednet.edu). Individuals without internet access or who desire a printed copy of the school report card can contact the Edmonds School District Community Relations office at (425) 431-7045.

Meet Your School Board

Comprising five director districts, the Board of Directors conducts the business of the Edmonds School District. The board meets alternate Tuesdays at 6:30 p.m. in the Board Room at the Educational Service Center, 20420 68th Ave. W., Lynnwood. Study sessions, at which the board does not vote on matters, are held as needed on alternate Tuesdays at 6 p.m.

Susan Paine

President
Director District 1
Term expires: Nov. 2011

Gary Noble

Director District 3
Term expires: Nov. 2011

Patrick Shields

Director District 5
Term expires: Nov. 2011

Ann McMurray

Vice President
Director District 2
Term expires: Nov. 2009

Susan Phillips

Director District 4
Term expires: Nov. 2009



Edmonds School District

Nick Brossoit, Superintendent
20420 68th Avenue West
Lynnwood, WA 98036-7400
<http://www.edmonds.wednet.edu>

District Mission and Vision

To ADVOCATE for all students by providing a learning environment which EMPOWERS students, staff, and the community to MAXIMIZE their personal, creative, and academic potential in order to BECOME lifelong learners and responsible world citizens.

To view or receive a report from another school go to www.edmonds.wednet.edu or call 425-431-7045. Call the same number for a report in a different format for person with disabilities.