



About Our School

Our school is a culturally rich environment that fosters respect, cooperation, and shared achievement. Families in our school speak more than 20 different languages.

Our reading and writing efforts are focused on increasing accuracy, fluency, and comprehension levels to build a strong foundation for academic success. Students benefit from working in and rotating around different stations, or workshops, where they can solve problems and communicate their thinking in various ways. On professional development days, our staff works in learning teams, examining student work and assessing instructional practices to better meet the learning needs of our diverse student population.

In math, we support student growth in problem-solving to increase overall achievement. Our school-wide strategy of focused and specific instruction in reading and math is showing results in improved scores on the Washington Assessment of Student Learning (WASL). This year our staff will be focused on learning the new, district-adopted math instructional materials for student instruction.

Our school-wide strategy of focused and specific instruction in reading and math is showing results in improved scores on the Washington Assessment of Student Learning.

Our Door is Open...

We are pleased to provide you with our annual School Performance and Report Card. The information provides you with a brief glance at Cedar Valley and what we have to offer you and your child.

We welcome you to become involved in our school by becoming a volunteer. We have individual students who would benefit from one-to-one tutoring in basic skills. Please contact the office if you are interested.

Cedar Valley Community School

Charlotte Beyer, Principal

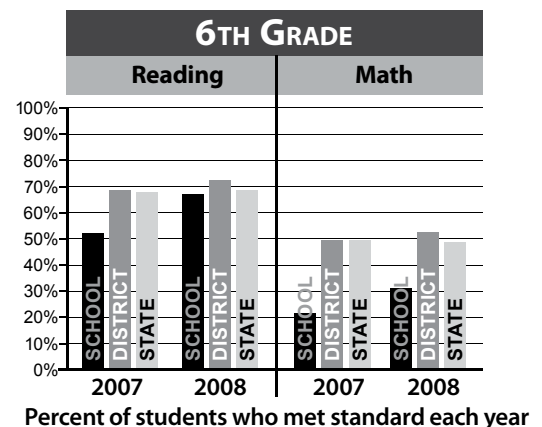
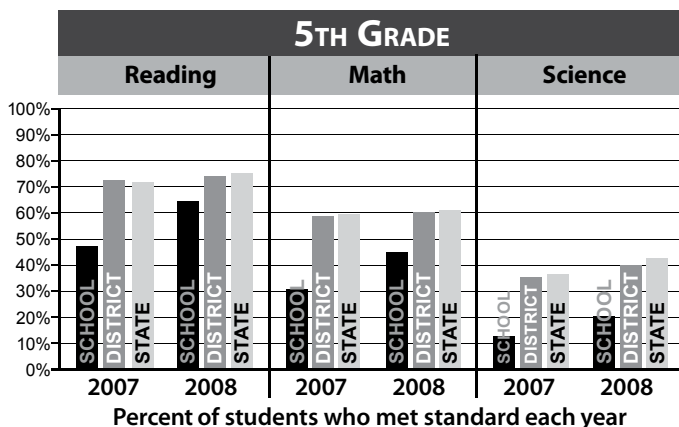
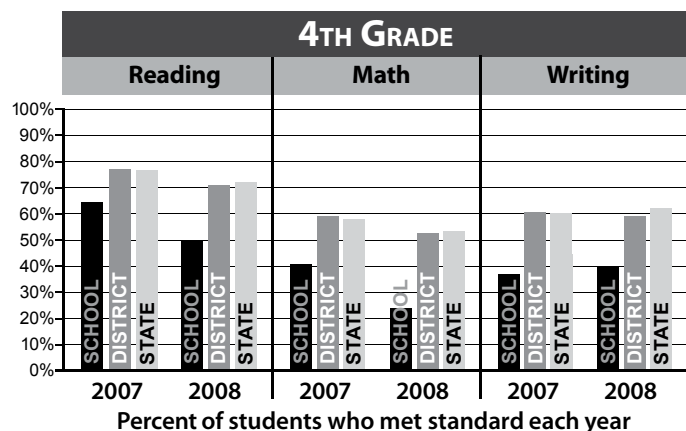
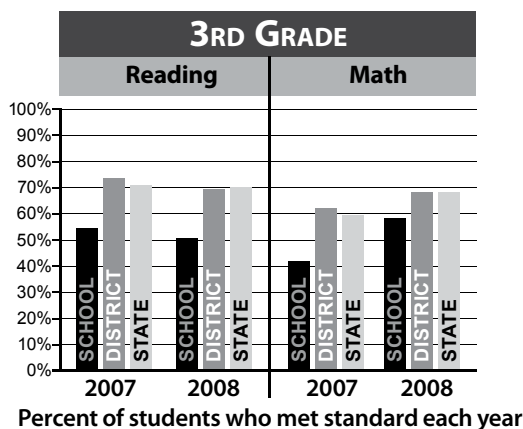
19200 56th Avenue West
Lynnwood, WA 98036
(425) 431-7390

<http://school.edmonds.wednet.edu/cvc/>

Washington Assessment of Student Learning (WASL)

2007-08 WASL Results

Our students in grades 3-8 completed the Washington Assessment of Student Learning (WASL) in all subjects or a combination of subjects covering reading, math, writing, and science. WASL results for our school, our district and Washington state, are displayed here. If you have questions or would like more information about these results, please contact our principal or visit the state Office of the Superintendent of Public Instruction's website at www.k12.wa.us.



Continued Learning: Staff Professional Development & Our School Year Calendar

Our teachers are learners too. In order to provide all students the best education possible, teachers work throughout the year to strengthen their own skills and abilities. A key way this is accomplished is through Professional Development Days, which are days when students do not attend school. Determining how this time without students is used and when these days are scheduled is important and thoughtfully reviewed and discussed throughout each school year by our parent committee, called Citizen Planning Committee (CPC), as well as staff.

These days are woven into the school year to provide teach-

ers with the opportunity to immediately apply what they are learning to their instruction time with students. We encourage you to ask us about how we use this time in our building and work to share that information through our school newsletters. During the next year, we will be sharing information on our work to "repackage" this time within the school calendar. No time will be added, but we have learned that the existing time can be used differently to be even more effective in supporting each student's learning needs. We look forward to sharing more information about this during the year.

Fulfilling our Promise to our Citizens

The voter-approved 2004 Technology/Capital Levy and 2006 Capital Construction Bond have brought much-needed improvements and upgrades to the Edmonds School District and our school.

At Cedar Valley, the four-year 2004 Technology/Capital Levy dollars will:

- Technology: Install a projector, document presenter, and instructional laptop in each classroom
- Technology: Install mobile lab equipment
- Technology: Install additional computers in classrooms
- Field improvements: backstop upgrade

The 2006 Capital Construction Bond dollars will:

- Install emergency storage structure

Voters approved a renewal of the Technology/Capital Levy in 2008, and that funding will continue to build upon projects first funded by the 2004 levy. For more information, please visit the district website at www.edmonds.wednet.edu.

Our School Celebrations



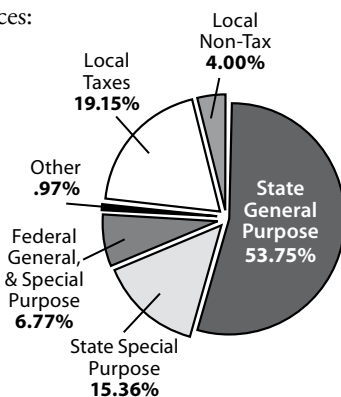
- Our students contributed \$250 during their Pennies for Peace campaign as they learned about helping others outside their own community. The money was sent to a remote school in Afghanistan for school supplies.
- Teacher Leah Catherine Laatz received a \$500 Public Education Foundation (PEF) grant to purchase non-fiction materials.
- We held three community events for our Latino community, which were very well attended in 2007-08. The different events focused on literacy, safety, and engagement in school.

How our Schools are Funded

Revenue Sources

Schools receive funding from several revenue sources. This chart represents the division of that revenue into six sources:

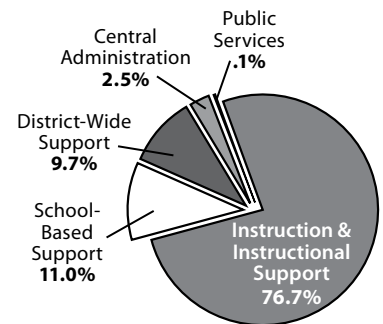
local taxes; local non-tax; state general purpose; state special purpose; federal general and special purpose; and other, including funds from other school districts, agencies and sources.



Expenditures

Most of the dollars in the school district budget are allocated according to specific formulas. For example, the number of students in a given school generates a specific number of teachers. With the actual expenditures of \$173.7 million and 20,146 full-time students, Edmonds School District expended \$8,622 per student in 2006-07. This chart represents the division of that expenditure into five categories:

central administration; instruction and instructional support, including teachers, specialists, and principals; school-based support, including custodians, maintenance, food service and utilities; district-wide support, including curriculum development, transportation, and data processing; and public services.



CEDAR VALLEY COMMUNITY SCHOOL

School Enrollment - 449

Languages - 20

Amharic, Arabic, Bosnian, Bulgarian, Chinese-Cantonese, English, Farsi, Hindi, Javanese, Nepali, Punjabi, Russian, Serbo-Croatian, Somali, Spanish, Tagalog, Tigrinya, Ukrainian, Urdu, Vietnamese

Ethnicity Percentages

American Indian/Alaskan Native:	2%
Asian:	14%
Black/African American:	12%
Hispanic or Latino	37%
Caucasian or White:	33%
Native Hawaiian/Pacific Islander:	1%
Multiracial:	1%

Attendance

2006-07	2007-08
95%	95%

Students who come to school every day have a better chance to learn. These figures represent the average daily attendance rate for the school year.

Our School Building

Opened: 2001

Square footage: 68,950

Community groups that use the school: A New Day Church, Back-to-School Community Resource Fair, Boy Scouts, City of Lynnwood, Edgewood Church, Girl Scouts, Family Center, Headstart, Multi-Cultural Fair, Lynnwood Parks and Recreation, adult ESL classes, United Way Tax Preparation, and various basketball groups.

School Mission

To create a learning community which fosters the development of responsible individuals who embrace the world as thoughtful, knowledgeable, skillful contributing citizens.

Why a School Performance Report?

In 1993, Washington state adopted education reform legislation. As part of that effort, each school in the state annually provides its parents and the community with a yearly update of its progress in key areas. In 2001, the federal No Child Left Behind Act was adopted. As part of that effort, schools are providing detailed information about student progress on state assessments, teacher quality, and other key demographic data.



How Can I Learn More?

We strongly encourage you to visit our school to see for yourself what we are doing to help all students be successful. Further information is also available from the Edmonds School District web site (www.edmonds.wednet.edu). Individuals without internet access or who desire a printed copy of the school report card can contact the Edmonds School District Community Relations office at (425) 431-7045.

Meet Your School Board

Comprising five director districts, the Board of Directors conducts the business of the Edmonds School District. The board meets alternate Tuesdays at 6:30 p.m. in the Board Room at the Educational Service Center, 20420 68th Ave. W., Lynnwood. Study sessions, at which the board does not vote on matters, are held as needed on alternate Tuesdays at 6 p.m.

Susan Paine

President
Director District 1
Term expires: Nov. 2011

Gary Noble

Director District 3
Term expires: Nov. 2011

Patrick Shields

Director District 5
Term expires: Nov. 2011

Ann McMurray

Vice President
Director District 2
Term expires: Nov. 2009

Susan Phillips

Director District 4
Term expires: Nov. 2009



Edmonds School District

Nick Brossoit, Superintendent
20420 68th Avenue West
Lynnwood, WA 98036-7400
<http://www.edmonds.wednet.edu>

To view or receive a report from another school go to www.edmonds.wednet.edu or call 425-431-7045. Call the same number for a report in a different format for person with disabilities.

District Mission and Vision

To ADVOCATE for all students by providing a learning environment which EMPOWERS students, staff, and the community to MAXIMIZE their personal, creative, and academic potential in order to BECOME lifelong learners and responsible world citizens.